




**54240**
**WERKZEUGWAGEN MIT 7  
SCHUBLADEN  
GRÜNSPEZIELL FÜR LKW**
**TECHNISCHE DATEN**

			
Allgemeine Maßnahmen	960mm	775mm	466mm
Kapazität des Wagens	280Kg		
Abmessungen der kleinen Schubladen	74mm	533mm	400mm
Fassungsvermögen kleiner Schubladen	30Kg		
Abmessungen der großen Schublade	151,5mm	533mm	400mm
Fassungsvermögen der großen Schublade	30Kg		


**AUSGESTATTET MIT EVA-MODULEN**
**54134 LKW-REPARATUR-WERKZEUGSATZ**
**EINSCHLIESSLICH**
**15730 1/2 ZOLL INNENSECHSKANT IN EVA-SCHALE**
**15731 KOMBI- UND DOPPELRINGSCHLÜSSEL IN EVA-SCHALE**
**15732 SPEZIALSCHLÜSSEL-SATZ IN EVA-SCHALE**
**15733 MDURCHSTECK-SCHRAUBENDREHER, "C" UND "S" SCHLÜSSELSATZ IN EVA-SCHALE**
**15734 HAMMER, RATSCHENGRIFF UND SCHLAGSCHLÜSSEL IN EVA-SCHALE**
**15735 ZANGENSETZ IN EVA-SCHALE**
**15736 1/2 ZOLL INNENSECHSKANT IN EVA-SCHALE**


## EXPLOSIONSZEICHNUNG DER MODULE



15730

	<b>55mm</b>	H5, H6, H7, H8, H10, H12		<b>1/2"</b>	x3	50, 125, 250mm
	<b>65mm</b>	H14		<b>1/2"</b>	x1	430mm
	<b>70mm</b>	H16, H17, H18, H18, H20		<b>1/2"</b>	x1	10mm
	<b>30mm</b>	H4, H5, H6, H7, H8, H10, H12		<b>3/4"</b>	x5	21, 24, 27, 34, 36mm
	<b>30mm</b>	M5, M6, M8, M10, M12		<b>3/4"</b>	x4	24, 30, 32, 36 mm
		T20, T25, T30, T40, T45, T50, T55				1/2x10, 3/8x10mm
	<b>75mm</b>	H4, H5, H6, H7, H8, H10, H12				1/2x10, 3/8x10mm
	<b>75mm</b>	M5, M6, M8, M10, M12		<b>3/8"</b>		10mm
		T20, T25, T30, T40, T45, T50, T55		<b>1/4"</b>		300, 380, 450mm
	<b>1/2"</b>	x9 E10, E11, E12, E14, E16, E18, E20, E22, E24		<b>1/4"</b>		
	<b>1/2"</b>	x10 10, 11, 12, 13, 14, 15, 16, 17, 18, 19mm		<b>1/2"</b>		



15731

	6x7, 8x9, 10x11, 12x13, 14x15, 16x17, 18x19, 20x22, 21x23, 24x27, 25x28, 30x32mm
	6, 7, 8, 10, 11, 12, 13, 14, 15, 17, 19, 22, 24mm



15732

	10, 13, 17mm
	10x11, 12x13, 14x17mm
	E10xE12, E14xE18, E20xE24
	8x10, 11x13, 14x15, 16x17, 18x19mm
	27, 30, 32, 36mm
	10, 13, 17, 19mm



15733

	PH0x75mmL, PH1x75mmL, PH2x100mmL, PH2x38mmL, PH3x150mmL, PH4x200mmL
	SL3.5x75mmL, SL5x75mmL, SL6x100mmL, SL6x38mmL, SL8x150mmL, SL9.5x200mmL
	10x11, 12x13, 14x15mm
	10x11, 12x13, 14x15, 16x17, 18x19mm



15734

	1kg
	24, 27, 30, 32, 36, 41mm
	<b>3/4"</b> 500mm
	<b>3/4"</b> 500mm
	1.5, 2, 2.5, 3, 4, 5, 6, 8, 10mm

EXPLOSIONSZEICHNUNG DER MODULE



15735

	220mm
	330mm
	330mm
	330mm
	330mm
	330mm
	250mm
	6" - 160mm
	7" - 180mm
	0°/45°/90° 300mm



15736

	<b>1/2"</b>	13,14,15,16,17,18,19,21,22,24mm
	<b>3/4"</b>	78mm   22,24,27,30,32,33,36,38,46mm
	<b>1/2"</b>	51,60mm
	<b>1/2"</b>	90mm   T40,T45,T50,T60,T70
	<b>1/2"</b>	78mm   H6,H8,H14,H17
	<b>3/4"</b>	100mm   T80,T90,T100
	<b>1/2"</b>	40mm   M18
	1/2"(M)x3/4"(H) - 3/4"(M)x1/2"(H)	
	1/2" - 3/4"	
	125mm	