


# SHERMAN SHERMAN BLACK



COMPLIANT WITH  
DIN 75302:1991

CITY CRASH  
TESTED ✓



IT) Barra da tetto in alluminio per veicoli con raised rails dotata di sistema antifurto. Fornita interamente montata insieme agli strumenti necessari per un'installazione rapida e semplice.

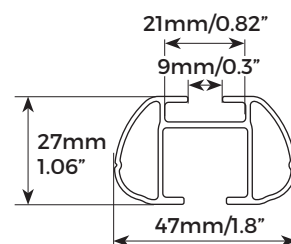
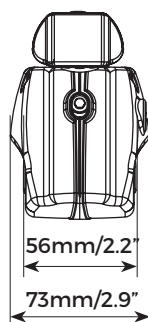
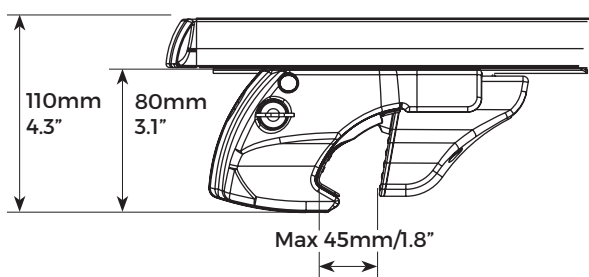
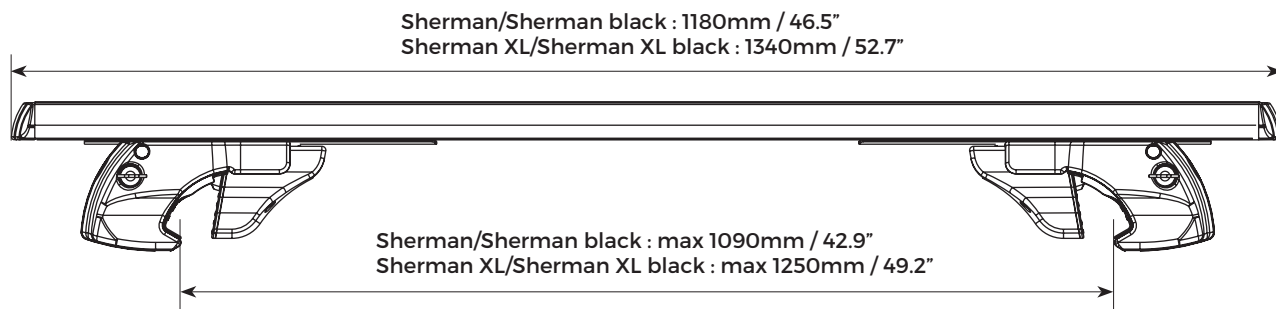
EN) Aluminium roof bars for cars with raised rails, equipped with antitheft system, completely mounted, along with all required tools for a quick and easy installation.

























IT) Verificare la compatibilità con il proprio veicolo su [www.menabocaraccessories.com](http://www.menabocaraccessories.com)  
EN) Check the compatibility with your vehicle on [www.menabocaraccessories.com](http://www.menabocaraccessories.com)

Sherman	Art. 000095900000
Sherman black	Art. 000122800000
Sherman XL	Art. 000094700000
Sherman XL black	Art. 000122900000





Art.	Sherman	000095900000
	Sherman black	000122800000
	Sherman XL	000094700000
	Sherman XL black	000122900000
	Sherman Sherman Black	3,3kg / 7.3lb
	Sherman XL Sherman XL Black	3.5kg / 7.7lb
Materiale Material Matière	Alluminio Aluminium Aluminio	
	MAX LOAD	max 90kg/198lb
		✓

Mod.	SHERMAN	SHERMAN BLACK	SHERMAN XL	SHERMAN XL BLACK
Art.N°	000095900000	000122800000	000094700000	000122900000
	L x W x H : 120x14x7,5cm / 47.2x5.5x3"	L x W x H : 120x14x7,5cm / 47.2x5.5x3"	L x W x H : 136x14x7,5cm / 53.5x5.5x3"	L x W x H : 136x14x7,5cm / 53.5x5.5x3"
	 3,7kg / 8.1lb	 3,7kg / 8.1lb	 3,9kg / 8.6lb	 3,9kg / 8.6lb
	L x W x H : 121x26x31cm / 47.6x10.2x12.2"	L x W x H : 121x26x31cm / 47.6x10.2x12.2"	L x W x H : 137x26x31cm / 53.9x10.2x12.2"	L x W x H : 137x26x31cm / 53.9x10.2x12.2"
	 23,8kg / 52.5lb	 23,8kg / 52.5lb	 24,7kg / 54.5lb	 24,7kg / 54.5lb
	Pz : 6	Pz : 6	Pz : 6	Pz : 6
	L x W x H : 121x80x170cm / 47.2x31.5x66.9"	L x W x H : 121x80x170cm / 47.2x31.5x66.9"	L x W x H : 137x80x170cm / 53.9x31.5x66.9"	L x W x H : 137x80x170cm / 53.9x31.5x66.9"
	 378kg / 833.3lb	 378kg / 833.3lb	 392kg / 863.1lb	 392kg / 863.1lb
	Pz : 90	Pz : 90	Pz : 90	Pz : 90
Ean-13	 8 003168 031550	 8 003168 046387	 8 003168 031697	 8 003168 046394